

# DESOVIA

## FASHION ACADEMY

39 MCC ROAD OPPOSITE TRACAS PARK & 17A WORKS ROAD OFF BALASUYA OWERRI IMO STATE.



# Welcome NOTE

*This is to officially welcome you all to a new academic section.  
It's great to have you back in this citadel of learning!  
I hope you experience a whole range of inspiration and creativity.*

*Always remember, my team and I are here to ensure you get the best of training.  
Open your mind and embrace your new creative art.*

*We can't wait to create magic with you.  
Remember, you owe it to yourself to always strive for the best.  
Don't forget to turn your challenges into opportunities.*

*Thank you all. Yours Faithfully,*



*Creative Director*  
DESOVIA FASHION ACADEMY

## **VISION STATEMENT**

*To enhance social and economic growth by empowering the youth to become self sustaining.*


*To nurture and inspire students to become future innovative fashion designers and entrepreneurs.*

## **MISSION STATEMENT**

*We are committed to the continuous development of our students.*

*To help them become the best of designers in the fashion industry.*

**D E S O V I A F A S H I O N A C A D E M Y**



DESOVIA FASHION ACADEMY



DESOVIA FASHION ACADEMY

# Course OUTLINE

## 1Month Upgrade Course

- 1 Introduction to fashion and designing
- 2 Measurement and tape reading
- 3 Princess cut top
- 4 Princess cut gown
- 5 Mermaid skirt
- 6 Straight skirt
- 7 How to work with luxury fabrics
- 8 Waist cinching
- 9 Victorian corset
- 10 3-part corset
- 11 Transperent corset
- 12 Beading & Embellishment
- 13 George styling as project
- 14 Fashion business class
- 15 How to set up ur fashion house
- 16 Branding and labelling
- 17 Customer acquisitions and retention

Course  
FEE

150K

## HOSTEL FEE

3MONTHS - 100K  
1MONTHS - 50K

## 3Months Advance Course

- 1 Introduction to fashion and designing
- 2 Types of fabrics and usage
- 3 Measurement and tape reading
- 4 Introduction to fashion illustration
- 5 Introduction to pattern drafting
- 6 Introduction to princess bustier padding
- 7 Different types of structure
- 8 Dart manipulation
- 9 Princess gown
- 10 Assemetric gown
- 11 Hip Padding
- 12 Types of skirt
  - a Pieces skirt
  - b Mermaid skirt
  - c Cone skirt
  - d A-line skirt
- 13 Waist Cinching
- 14 Advance peplon cut
- 15 Introduction to corsetry
  - a Underburt corset
  - b Burst caging
  - c Straight part corset
  - d 3-Part corset
  - e Transperent corset
- 16 How to achieve skin tone mesh
- 17 Making of george
- 18 George styling
- 19 Beading & embellishment and fabric placement
- 20 Different types of tulle and how to achieve different flounce, ruffles and designs
- 21 Veil making
- 22 Petit coat making
- 23 Introduction to business class
- 24 How to position your brand to attract the right customers
- 25 Personal and business branding
- 26 Labelling your brands
- 27 Customer acquisitions and retention

Course  
FEE

300K

# Course OUTLINE

## 3Months Beginners/ Foundational Course

- 1 Peddling and understanding your machine
- 2 Different types of stitches
- 3 Introduction to fashion and designing
- 4 Fashion terminologies
- 5 Tape reading
- 6 Body measurements
- 7 Types of fabrics, usage and colors
- 8 Introduction to pattern drafting
- 9 Fashion illustration
- 10 Types of skirts
  - a gathers skirt
- 11 pleating and kissing pleat skirt
- 12 pencil skirt long and short
- 11 How to put zip and slit
- 12 Introduction to basic bodice
  - 13 Types of neckline
  - 14 Basic bodice
  - 15 Types of sleeves
- 16 Dart manipulations
- 17 Princess blouse
- 18 Types of peplon
  - a 180 peplon
  - b 360 peplon
  - c 720 peplon
- 19 Introduction to gowns
  - a fitted gowns
  - b Shift dresses
  - c Bubu dress
- 20 Palazzo trousers

Course  
FEE 300K

## 3Months Intermediate Course

- 1 Introduction to fashion and designing
- 2 Fabrics, colours and usage
- 3 Tape reading and body measurements
- 4 Introduction to pattern illustration
- 5 Introduction to pattern drafting
- 6 Hip Padding
- 7 Beading & Embellishment
- 8 Different types of skirt
  - a 6 pieces skirt
  - b Mermaid skirt
  - c 12- 24 pieces skirt
- 9 Different types of structures
- 10 Making of princess dart top
- 9 Dart manipulation and Alterations
- 11 Making of princess bustier
- 12 Making of bustier gown
- 13 Asymmetric designs
- 14 Underbust corset
- 15 Bust caging
- 16 Palazzo
- 17 Pant trouser
- 18 Cargo pant
- 19 Track suite

Course  
FEE 300K

# *Common* FAQS

## **WHERE IS DESOVIA FASHION ACADEMY LOCATED?**

39 MCC ROAD Opposite TRACAS Park &  
17A WORKS ROAD Off BALASUYA Owerri, Imo State.

## **DO YOU TEACH UNISEX DESIGN?**

No We Offer Only Female Fashion Designs.

## **DO YOU OFFER ONLINE TRAINING/ PROGRAMME?**

It Is Not Available But Will Be Communicated  
To The Public When We Do.

## **CAN I PAY FOR THE TRAINING WHENEVER I AM READY?**

We Train In Batches & Advice To Pay & Reserve A Desired Batch.

## **DO YOU RUN A PARTIME PROGRAMME?**

Not Available But When We DO, The Public Will Be Notified.

## **WHO PROVIDES THE MACHINES FOR THE TRAINING?**

The Academy Provides One Machine For  
Every Trainee To Aid Their Assignments.

## **WHO PROVIDES THE MATERIALS/FABRICS FOR THE TRAINING?**

Every Student Is Responsible For Their Materials/Fabrics.  
But, We Have a Welcome Pack For Every Student.


## **DOES THE ACADEMY HAVE ACCOMODATION FOR STUDENT COMING FROM AFAR?**

Yes We Do But It Is Not Available For A  
Nursing Mother or Mothers With Kids.

## **CAN I PAY INSTALMENTALLY?**


Yes But We Only Accept 70% Then 30% After One Month.

# *Our Basic Students* **PROJECT**



DESOVIA FASHION ACADEMY

# *Our Advanced Students* **PROJECT**



DESOVIA FASHION ACADEMY



DESOVIA FASHION ACADEMY

# Dfa

## DESOVIA

### FASHION ACADEMY

📞 08064417750

📷 desoviafashionacademy

📍 39 MCC Road Opposite TRACAS PARK

📍 17A WORKS ROAD Off Balasuya Owerri Imo State.